




# Solar Irrigation



We at Aerre 2 Think about the environment and a future where solar energy is available to everyone.

Our aim is to promote renewable energy at an international level.

Aerre 2 is available as the ideal partner to accompany you in every stage of the realisation of your solar energy sistem for irrigation and water supply.

Controller

water pipe

Water Level  
Sensor

Well


Solar Pump

## 4 INCHES BLDC SOLAR PUMP

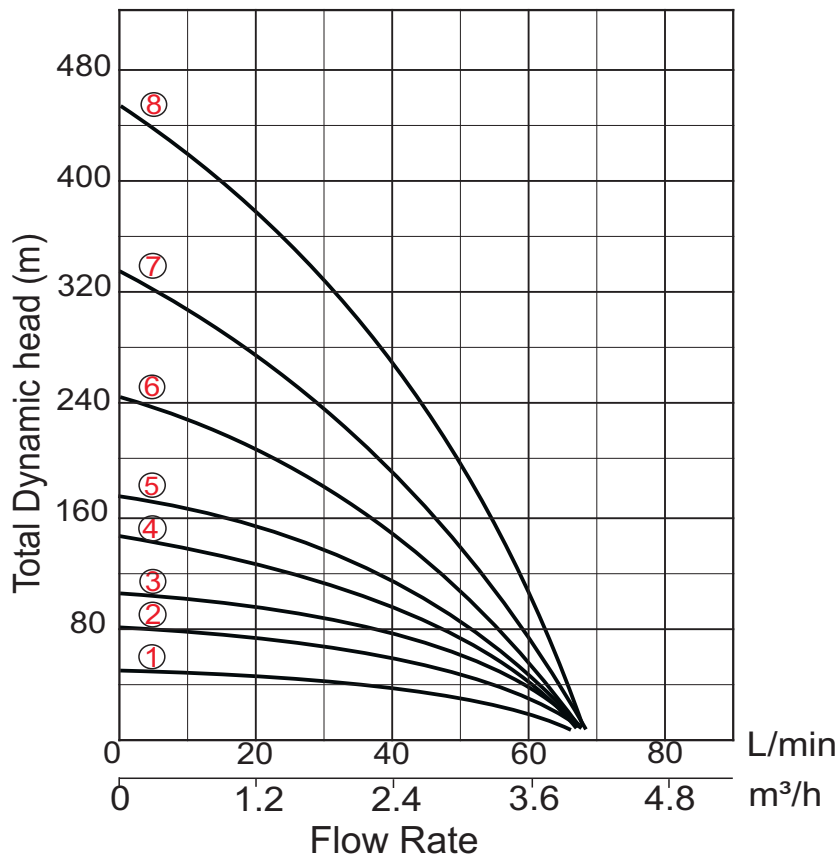
solar panel

Impeller solar pump

Controller 24-36-48-72Volt



Controller 216-252-288 Volt



### ACCESSORIES

- 1-Pump controller
- 2-Impeller
- 3-Water level sensor
- 4-Cable for solar panel: 6m
- 5-Cable connector

### PUMP MATERIAL PARTS


- Outlet: Stainless steel
- Pump body: Stainless steel
- Motor body: Stainless steel
- Impeller: Stainless steel
- Bearing: NSK

### PUMP PERFORMANCE

TYPE	VOLTAGE (V)	POWER (W)	MAX FLOW (m³/h)	MAX HEAD (m)	OUTLET (inch)	DIAMETER (mm)
JCS4-4.0-34 ①	36	370W(0.5HP)	4.0	42	1.25	92
JCS4-4.0-75 ②	48	550W(0.75HP)	4.0	75	1.25	92
JCS4-4.0-103 ③	48	750W(1HP)	4.0	103	1.25	92
JCS4-4.0-134 ④	72	1100W(1,5HP)	4.0	134	1.25	92
JCS4-4.0-166 ⑤	252	1500W(2,2HP)	4.0	166	1.25	92
JCS4-4.0-243 ⑥	288	2200W(3HP)	4.0	243	1.25	92
JCS4-4.0-333 ⑦	288	3300W(4HP)	4.0	333	1.25	92
JCS4-4.0-458 ⑧	288	4000W(5,5HP)	4.0	458	1.25	92

## 4 INCHES BLDC SOLAR PUMP

solar panel



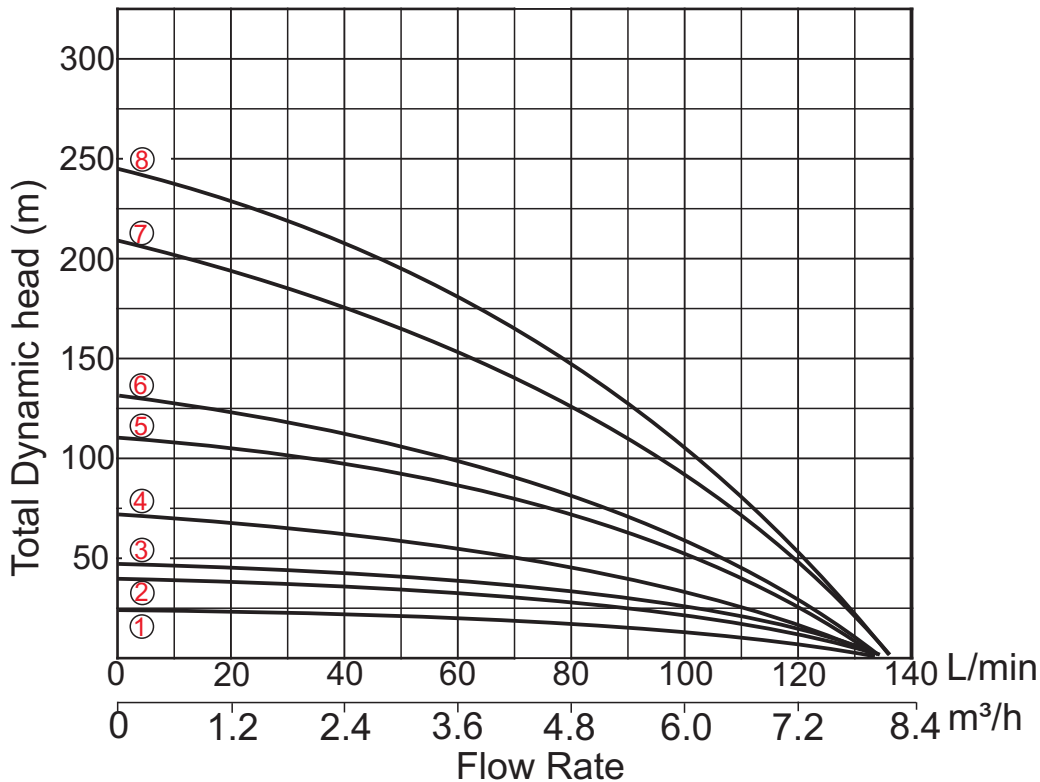
Impeller  
BLDC solar pump



Three-Phase Pump Controller 24-72Volt



Three-Phase Pump Controller 216-252-288Volt



### ACCESSORIES

- 1-Pump controller
- 2-Impeller
- 3-Water level sensor
- 4-Cable for solar panel: 6m
- 5-Cable connector

### PUMP MATERIAL PARTS

- Outlet: Stainless steel
- Pump body: Stainless steel
- Motor body: Stainless steel
- Impeller: Stainless steel
- Bearing: NSK


### PUMP PERFORMANCE

TYPE	VOLTAGE (V)	POWER (W)	MAX FLOW (m³/h)	MAX HEAD (m)	OUTLET (inch)	DIAMETER (mm)
JCS4-8.0-25 ①	36	370W(0.5HP)	8.0	25	1.5	92
JCS4-8.0-38 ②	48	550W(0.75HP)	8.0	38	1.5	92
JCS4-8.0-48 ③	48	750W(1HP)	8.0	48	1.5	92
JCS4-8.0-72 ④	72	1100W(1,5HP)	8.0	72	1.5	92
JCS4-8.0-106 ⑤	216	1500W(2,2HP)	8.0	106	1.5	92
JCS4-8.0-130 ⑥	288	2200W(3HP)	8.0	130	1.5	92
JCS4-8.0-210 ⑦	288	3000W(4HP)	8.0	210	1.5	92
JCS4-8.0-248 ⑧	288	4000W(5,5HP)	8.0	248	1.5	92



## 4 INCHES BLDC SOLAR PUMP

solar panel



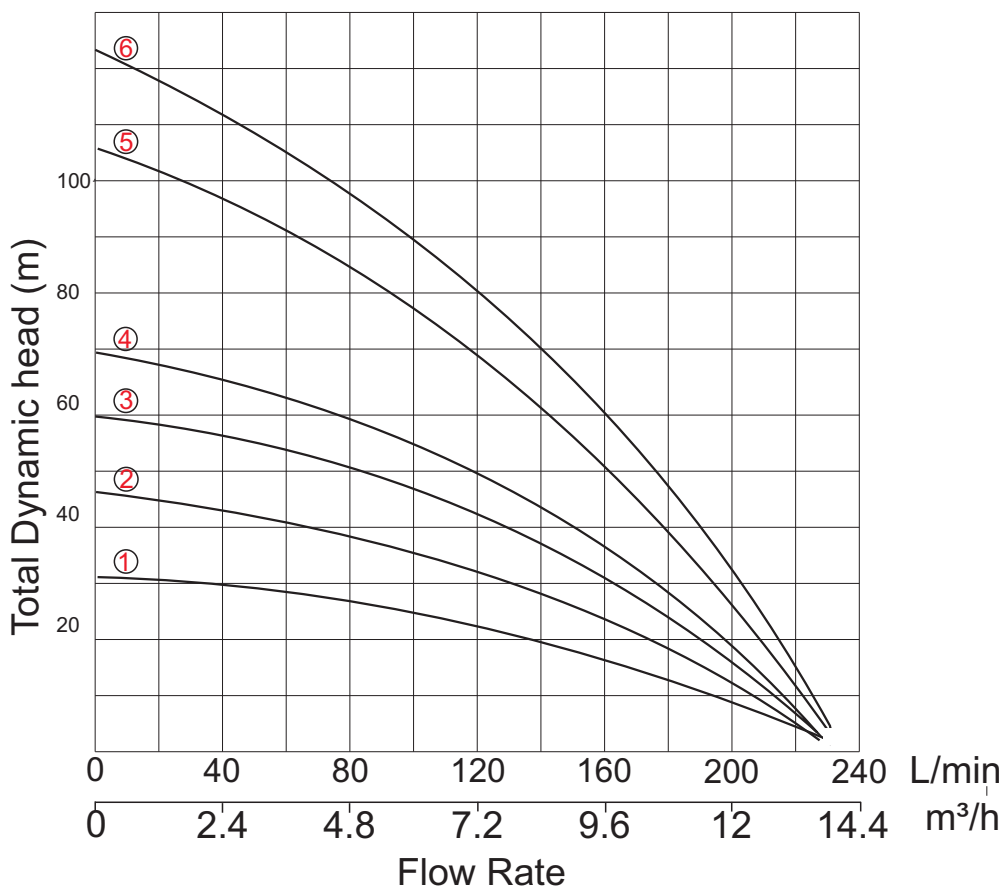
Impeller BLDC solar pump



Three-Phase Pump Controller 24-72Volt



Three-Phase Pump Controller 216-252-288Volt



### ACCESSORIES

- 1-Pump controller
- 2-Impeller
- 3-Water level sensor
- 4-Cable for solar panel: 6m
- 5-Cable connector

### PUMP MATERIAL PARTS


- Outlet: Stainless steel
- Pump body: Stainless steel
- Motor body: Stainless steel
- Impeller: Stainless steel
- Bearing: NSK

### PUMP PERFORMANCE

TYPE	VOLTAGE (V)	POWER (W)	MAX FLOW (m³/h)	MAX HEAD (m)	OUTLET (inch)	DIAMETER (mm)
JCS4-14-30 ①	48	750W(1HP)	14	30	2	92
JCS4-14-45 ②	72	1100W(1.5HP)	14	45	2	92
JCS4-14-57 ③	252	1500W(2HP)	14	57	2	92
JCS4-14-70 ④	288	2200W(3HP)	14	70	2	92
JCS4-14-106 ⑤	288	3000W(4HP)	14	106	2	92
JCS4-14-123 ⑥	288	4000W(5.5HP)	14	123	2	92

## 4 INCHES BLDC SOLAR PUMP

solar panel



Impeller



BLDC solar pump



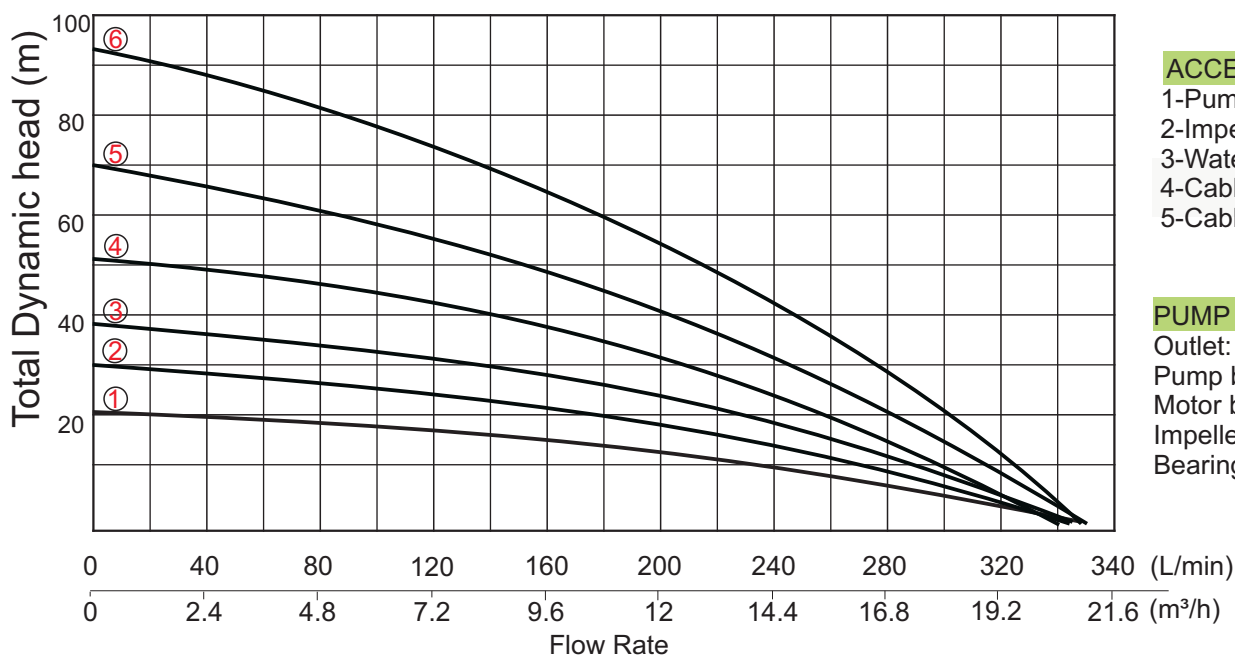
Three-Phase Pump Controller 24-72Volt



External power switch



Three-Phase Pump Controller 216-252-288Volt



### ACCESSORIES

- 1-Pump controller
- 2-Impeller
- 3-Water level sensor
- 4-Cable for solar panel: 6m
- 5-Cable connector

### PUMP MATERIAL PARTS

- Outlet: Stainless steel
- Pump body: Stainless steel
- Motor body: Stainless steel
- Impeller: Stainless steel
- Bearing: NSK

### PUMP PERFORMANCE

TYPE		VOLTAGE (V)	POWER (W)	MAX FLOW (m³/h)	MAX HEAD (m)	OUTLET (inch)	DIAMETER (mm)
JCS4-21-21	①	72	1200W(1HP)	21	21	2	92
JCS4-21-32	②	252	1500W(1.5HP)	21	32	2	92
JCS4-21-40	③	252	1800W(2HP)	21	40	2	92
JCS4-21-54	④	288	2200W(3HP)	21	54	2	92
JCS4-21-72	⑤	288	3000W(4HP)	21	72	2	92
JCS4-21-96	⑥	288	4000W(5HP)	21	96	2	92