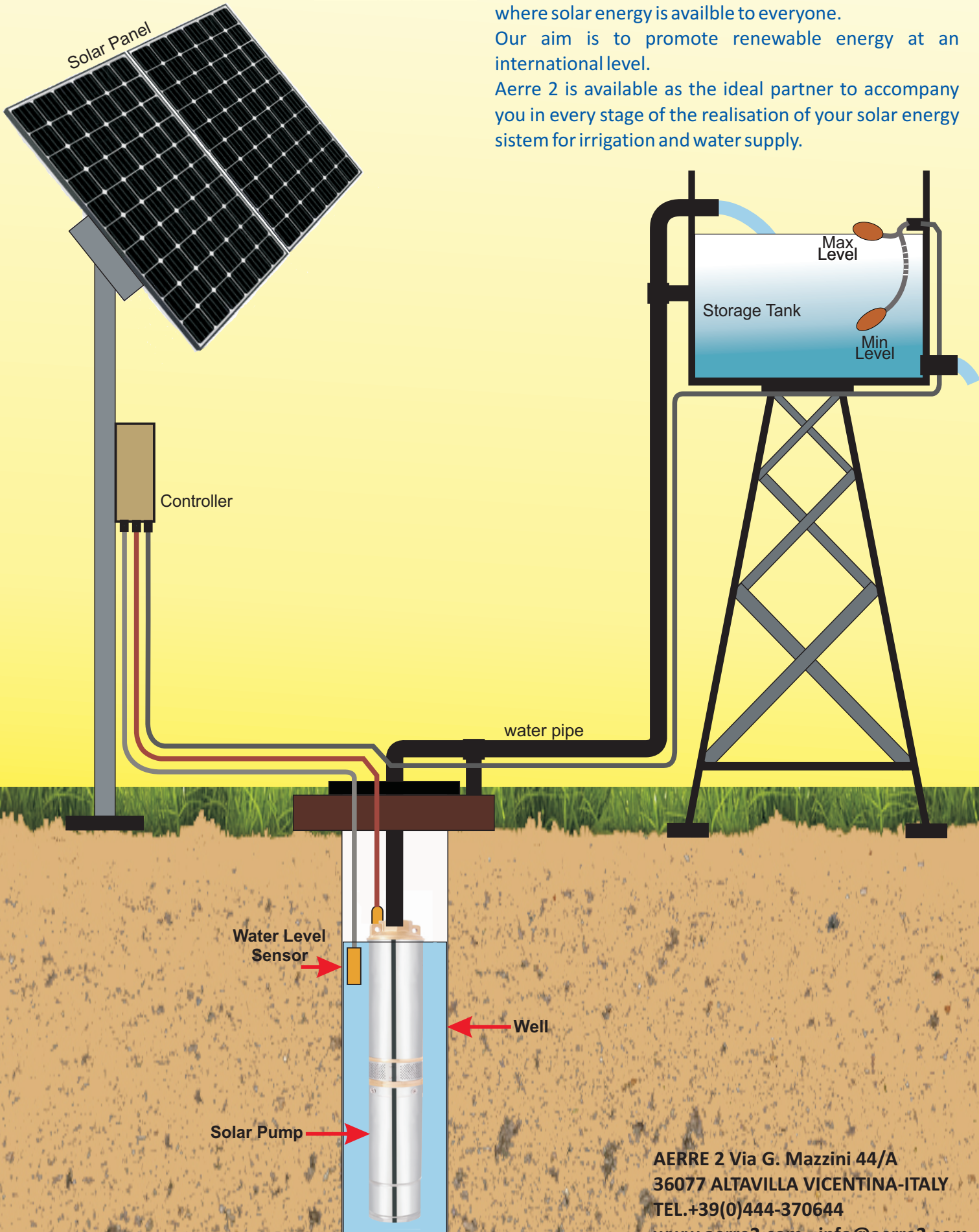




Solar Irrigation


We at Aerre 2 Think about the environment and a future where solar energy is available to everyone. Our aim is to promote renewable energy at an international level.

Aerre 2 is available as the ideal partner to accompany you in every stage of the realisation of your solar energy system for irrigation and water supply.



4 INCHES BLDC SOLAR PUMP

solar panel



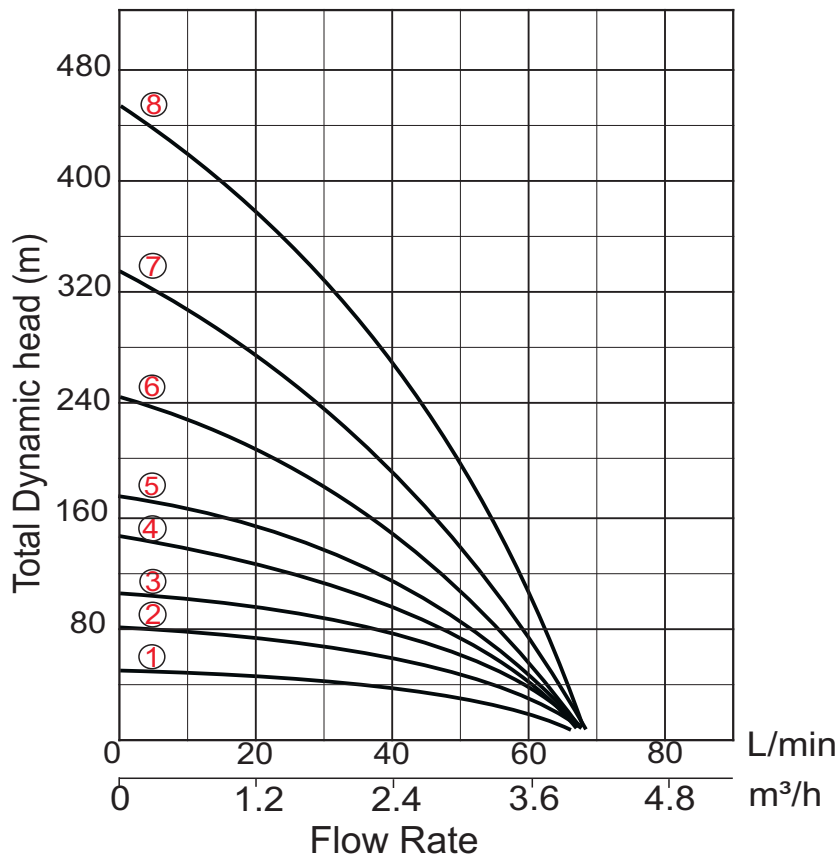
Impeller
solar pump



Controller 24-36-48-72Volt



Controller 216-252-288 Volt



ACCESSORIES

- 1-Pump controller
- 2-Impeller
- 3-Water level sensor
- 4-Cable for solar panel: 6m
- 5-Cable connector

PUMP MATERIAL PARTS


- Outlet: Stainless steel
- Pump body: Stainless steel
- Motor body: Stainless steel
- Impeller: Stainless steel
- Bearing: NSK

PUMP PERFORMANCE

TYPE	VOLTAGE (V)	POWER (W)	MAX FLOW (m³/h)	MAX HEAD (m)	OUTLET (inch)	DIAMETER (mm)
JCS4-4.0-34 ①	36	370W(0.5HP)	4.0	42	1.25	92
JCS4-4.0-75 ②	48	550W(0.75HP)	4.0	75	1.25	92
JCS4-4.0-103 ③	48	750W(1HP)	4.0	103	1.25	92
JCS4-4.0-134 ④	72	1100W(1,5HP)	4.0	134	1.25	92
JCS4-4.0-166 ⑤	252	1500W(2,2HP)	4.0	166	1.25	92
JCS4-4.0-243 ⑥	288	2200W(3HP)	4.0	243	1.25	92
JCS4-4.0-333 ⑦	288	3300W(4HP)	4.0	333	1.25	92
JCS4-4.0-458 ⑧	288	4000W(5,5HP)	4.0	458	1.25	92

4 INCHES BLDC SOLAR PUMP

solar panel



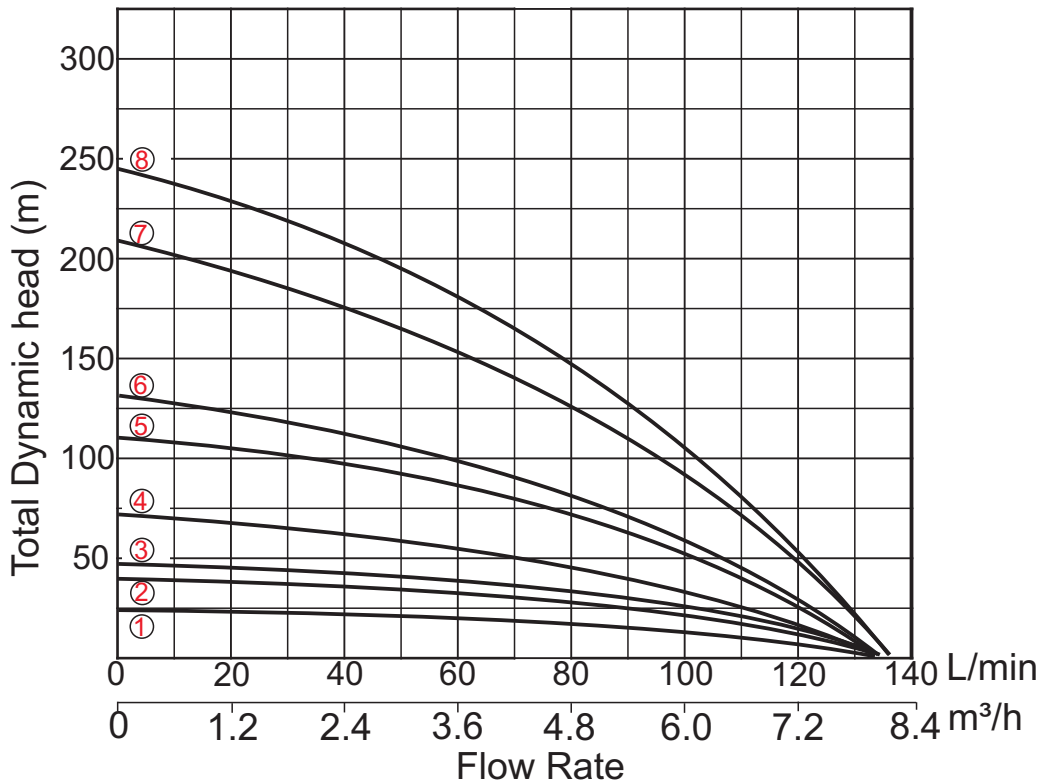
Impeller
BLDC solar pump



Three-Phase Pump Controller 24-72Volt



Three-Phase Pump Controller 216-252-288Volt



ACCESSORIES

- 1-Pump controller
- 2-Impeller
- 3-Water level sensor
- 4-Cable for solar panel: 6m
- 5-Cable connector

PUMP MATERIAL PARTS


- Outlet: Stainless steel
- Pump body: Stainless steel
- Motor body: Stainless steel
- Impeller: Stainless steel
- Bearing: NSK

PUMP PERFORMANCE

TYPE	VOLTAGE (V)	POWER (W)	MAX FLOW (m ³ /h)	MAX HEAD (m)	OUTLET (inch)	DIAMETER (mm)
JCS4-8.0-25 ①	36	370W(0.5HP)	8.0	25	1.5	92
JCS4-8.0-38 ②	48	550W(0.75HP)	8.0	38	1.5	92
JCS4-8.0-48 ③	48	750W(1HP)	8.0	48	1.5	92
JCS4-8.0-72 ④	72	1100W(1,5HP)	8.0	72	1.5	92
JCS4-8.0-106 ⑤	216	1500W(2,2HP)	8.0	106	1.5	92
JCS4-8.0-130 ⑥	288	2200W(3HP)	8.0	130	1.5	92
JCS4-8.0-210 ⑦	288	3000W(4HP)	8.0	210	1.5	92
JCS4-8.0-248 ⑧	288	4000W(5,5HP)	8.0	248	1.5	92

4 INCHES BLDC SOLAR PUMP

solar panel



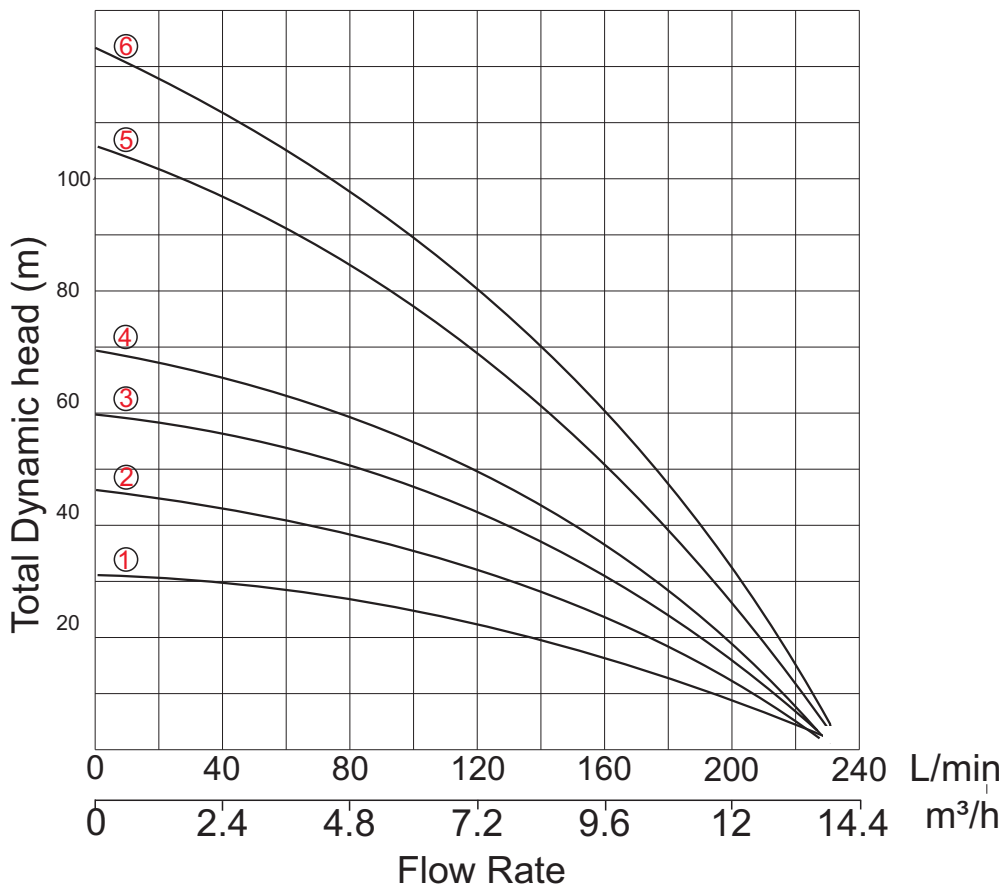
Impeller
BLDC solar pump



Three-Phase Pump Controller 24-72Volt



Three-Phase Pump Controller 216-252-288Volt



ACCESSORIES

- 1-Pump controller
- 2-Impeller
- 3-Water level sensor
- 4-Cable for solar panel: 6m
- 5-Cable connector

PUMP MATERIAL PARTS


- Outlet: Stainless steel
- Pump body: Stainless steel
- Motor body: Stainless steel
- Impeller: Stainless steel
- Bearing: NSK

PUMP PERFORMANCE

TYPE	VOLTAGE (V)	POWER (W)	MAX FLOW (m³/h)	MAX HEAD (m)	OUTLET (inch)	DIAMETER (mm)
JCS4-14-30 ①	48	750W(1HP)	14	30	2	92
JCS4-14-45 ②	72	1100W(1.5HP)	14	45	2	92
JCS4-14-57 ③	252	1500W(2HP)	14	57	2	92
JCS4-14-70 ④	288	2200W(3HP)	14	70	2	92
JCS4-14-106 ⑤	288	3000W(4HP)	14	106	2	92
JCS4-14-123 ⑥	288	4000W(5.5HP)	14	123	2	92

4 INCHES BLDC SOLAR PUMP

solar panel



Impeller



BLDC solar pump



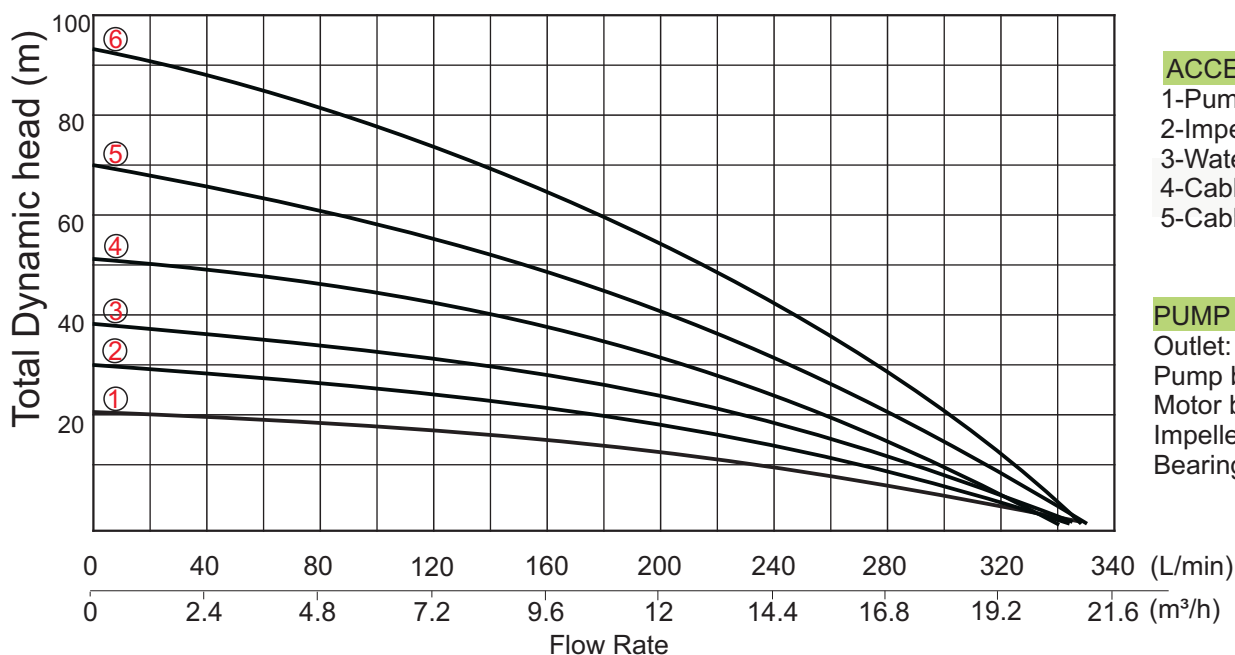
Three-Phase Pump Controller 24-72Volt



External power switch



Three-Phase Pump Controller 216-252-288Volt



ACCESSORIES

- 1-Pump controller
- 2-Impeller
- 3-Water level sensor
- 4-Cable for solar panel: 6m
- 5-Cable connector

PUMP MATERIAL PARTS

- Outlet: Stainless steel
- Pump body: Stainless steel
- Motor body: Stainless steel
- Impeller: Stainless steel
- Bearing: NSK

PUMP PERFORMANCE

TYPE		VOLTAGE (V)	POWER (W)	MAX FLOW (m³/h)	MAX HEAD (m)	OUTLET (inch)	DIAMETER (mm)
JCS4-21-21	①	72	1200W(1HP)	21	21	2	92
JCS4-21-32	②	252	1500W(1.5HP)	21	32	2	92
JCS4-21-40	③	252	1800W(2HP)	21	40	2	92
JCS4-21-54	④	288	2200W(3HP)	21	54	2	92
JCS4-21-72	⑤	288	3000W(4HP)	21	72	2	92
JCS4-21-96	⑥	288	4000W(5HP)	21	96	2	92